

Final Exam

Question 1. *Finite Element Method (FEM):* FEM can be used to find the solution $u(x)$ to differential equations like those based on:

$$u(x) \xrightarrow{A=\frac{d}{dx}} e(x) = \frac{d}{dx}u(x) \xrightarrow{C(x)} w(x) = C(x)e(x) \xrightarrow{A^T=-\frac{d}{dx}} -\frac{d}{dx}w(x) = f(x),$$

which gives a strong form:

$$-\frac{d}{dx}w(x) = f(x) \tag{1}$$

$$-\frac{d}{dx}(C(x)e(x)) = f(x) \tag{2}$$

$$-\frac{d}{dx}\left(C(x)\frac{d}{dx}u(x)\right) = f(x) \quad \text{plus B.C.} \tag{3}$$

For FEM convert the strong form [3] to the weak form by taking the inner product of the strong form with a test function $v(x)$ and applying integration by parts:

$$\int_a^b \frac{du(x)}{dx}v(x) dx = [u(x)v(x)]_a^b - \int_a^b u(x)\frac{dv(x)}{dx} dx$$

The inner product on the range $[a, b]$ of $u(x)$ and $v(x)$ is

$$(u(x), v(x)) = \int_a^b u(x)v(x) dx.$$

Then the weak form of [3] is:

$$\left(-\frac{d}{dx}\left(C(x)\frac{d}{dx}u(x)\right), v(x)\right) = (f(x), v(x)), \tag{4}$$

$$\int_a^b -\frac{d}{dx}\left(C(x)\frac{du(x)}{dx}\right)v(x) dx = \int_a^b f(x)v(x) dx, \tag{5}$$

$$\int_a^b C(x)\frac{du(x)}{dx}\frac{dv(x)}{dx} dx - \left[C(x)\frac{u(x)}{dx}v(x)\right]_a^b = \int_a^b f(x)v(x) dx, \tag{6}$$

$$\int_a^b C(x)u'(x)v'(x) dx - [C(x)u'(x)v(x)]_a^b = \int_a^b f(x)v(x) dx. \tag{7}$$

(1) Given the strong form:

$$-u''(x) = \delta(x - a) \quad \text{with } u'(0) = 0, u(1) = 0, 0 < a < 1,$$

show that the weak form is:

$$\int_0^1 u'(x)v'(x) dx = v(a). \tag{8}$$

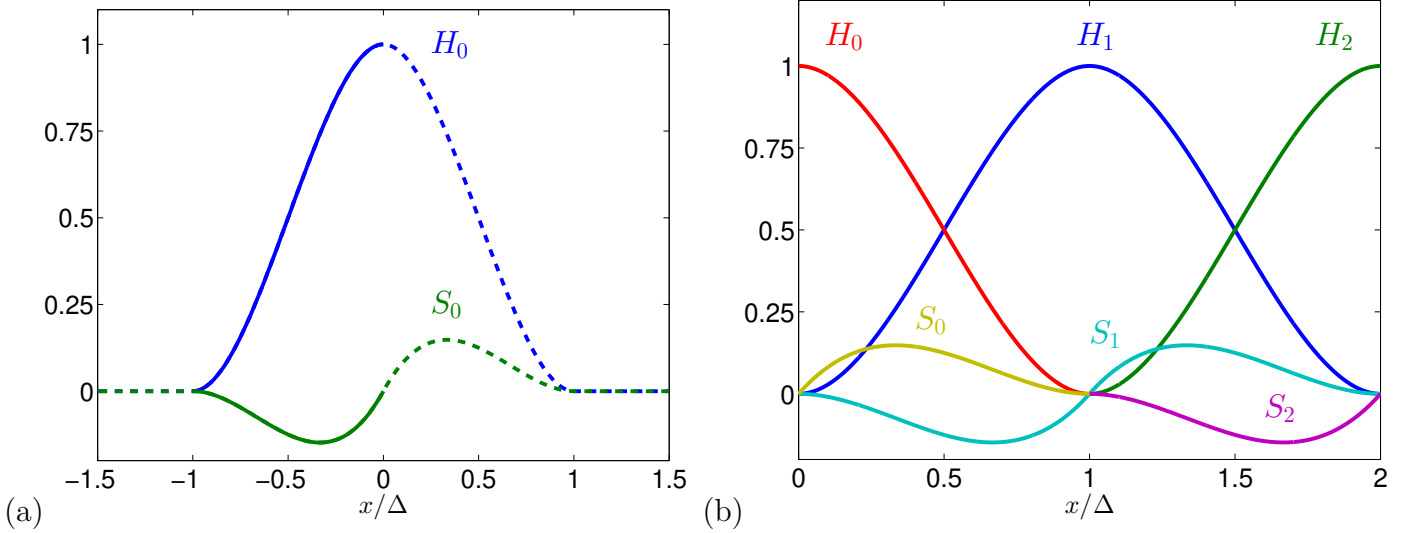


FIGURE 1. Piece-wise Cubic functions (a) at node 0 and (b) all functions that overlap H_1 .

(2) In FEM, the solution $u(x)$ is approximated by:

$$u(x) = \sum_{k=0}^K u_k \phi_k(x). \quad [9]$$

For this problem we will use two piece-wise cubic functions centered at each node located at $x_n = n\Delta$: a (H)eight function $H_n(x)$ and a (S)lope function $S_n(x)$ and corresponding coefficients u_n^H and u_n^S . Figure 1(a) shows $H_0(x)$ and $S_0(x)$ centered at node 0. The functions are zero and have zero slope at and beyond adjacent nodes at ± 1 . At the central node 0, $H_0(0)$ has height 1 and slope 0, but $S_0(0)$ has slope 1 and height 0, so that $u_n^H H_n(x) + u_n^S S_n(x)$ has height u_n^H and slope u_n^S at node n . Using the symmetries, $H_0(x) = H_0(-x)$ and $S_0(x) = -S_0(-x)$, we can define them in terms local functions $H(x/\Delta)$ and $S(x/\Delta)$ on the interval $[-\Delta/\Delta, 0] = [-1, 0]$, shown as the solid lines in figure 1(a) as follows:

$$H_0(x) = H_0(x; \Delta) = \begin{cases} 0 & x/\Delta \leq -1 \\ H(x/\Delta) & -1 \leq x/\Delta \leq 0 \\ H(-x/\Delta) & 0 \leq x/\Delta \leq 1 \\ 0 & x/\Delta \geq 1 \end{cases} \quad [10]$$

and

$$S_0(x) = S_0(x; \Delta) = \begin{cases} 0 & x/\Delta \leq -1 \\ S(x/\Delta) & -1 \leq x/\Delta \leq 0 \\ -S(-x/\Delta) & 0 \leq x/\Delta \leq 1 \\ 0 & x/\Delta \geq 1 \end{cases} \quad [11]$$

H and S are defined in local grid coordinates x/Δ . These functions can be shifted to other nodes as shown in figure 1(b) using this equation $H_n(x) = H_0((x/\Delta - n)\Delta)$ and $S_n(x) = S_0((x/\Delta - n)\Delta)$. All of the functions $H_n(x)$ and $S_n(x)$ are shown in figure 1(b) for the interval $[0, 2\Delta]$. This represents all of the functions that overlap $H_1(x)$ and $S_1(x)$.

Find a cubic function $H(x)$ with the following properties:

- (a) $H(x)$ is a cubic. For example, $H(x) = s(x - a)(x - b)(x - c)$.
- (b) The derivative $H'(-1) = 0$ and $H'(0) = 0$.
- (c) $H(-1) = 0$ and $H(0) = 1$.

Show that the cubic function $S(x) = x(x + 1)^2$ has the following properties:

- (a) $S(x)$ is a cubic.
- (b) The derivative $S'(-1) = 0$ and $S'(0) = 1$.
- (c) $S(-1) = 0$ and $S(0) = 0$.

- (3) Using the approximation above, the solution for nodes 0- N is

$$u(x) = \sum_{n=0}^N u_n^S S_n(x) + u_n^H H_n(x), \quad [12]$$

and

$$u'(x) = \sum_{n=0}^N u_n^S S'_n(x) + u_n^H H'_n(x). \quad [13]$$

From this equation or figure 1 find the value of $u(\Delta)$, $u(\Delta/2)$, and $u'(\Delta)$ in terms of u_n^S and u_n^H .

- (4) Show that [12] can be written in matrix form:

$$u(x) = \begin{bmatrix} u_0^S & u_0^H & \dots & u_N^S & u_N^H \end{bmatrix} \begin{bmatrix} S_0(x) \\ H_0(x) \\ \vdots \\ S_N(x) \\ H_N(x) \end{bmatrix} = u^T \phi(x)$$

and find a similar equation for $u'(x)$ from [13]. What is the shape (size) of u and ϕ ?

- (5) Plug [12] into the weak form [8] for

$$v_k(x) = \begin{bmatrix} v_0(x) \\ \vdots \\ v_{2N+1}(x) \end{bmatrix} = \begin{bmatrix} S_0(x) \\ H_0(x) \\ \vdots \\ S_N(x) \\ H_N(x) \end{bmatrix} = \phi(x)$$

to show that

$$\sum_{n=0}^N \int_0^1 (u_n^S S'_n(x) + u_n^H H'_n(x)) v'_k(x) dx = v_k(a) \quad [14]$$

$$\left(\int_0^1 \phi'(x) \phi'(x)^T dx \right) u = \phi(a) \quad [15]$$

$$Ku = f. \quad [16]$$

What is the shape of K ? Is K symmetric? Why? Why not?

- (6) Set up [16] to solve [3] with $a = 3/8$, on a grid with 5 nodes and 4 intervals $x = [0 \ 1 \ 2 \ 3 \ 4]^T \Delta$, $\Delta = 1/4$ by follow these steps:

(a) Fill in the missing elements in f for $N = 5$:

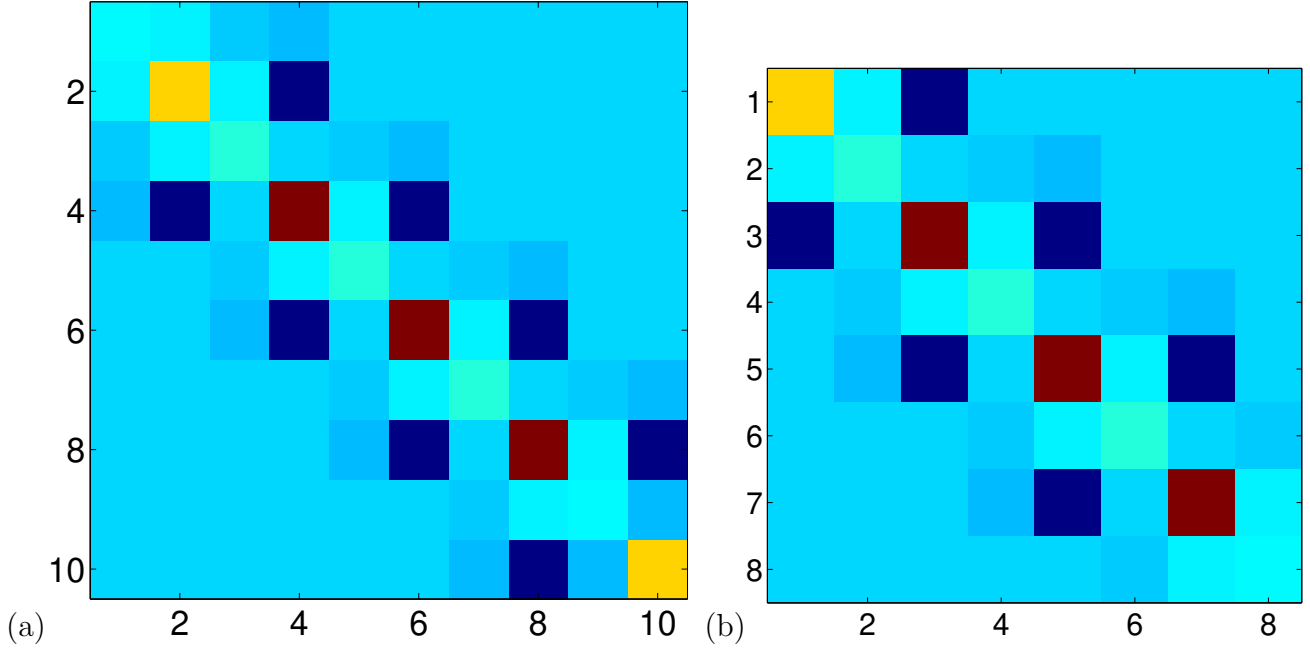
$$f = \begin{bmatrix} S_0(3/8) \\ H_0(3/8) \\ S_1(3/8) \\ H_1(3/8) \\ S_2(3/8) \\ H_2(3/8) \\ S_3(3/8) \\ H_3(3/8) \\ S_4(3/8) \\ H_4(3/8) \end{bmatrix} = \begin{bmatrix} 0 \\ ??? \\ S_0((3/8/\Delta - 1)\Delta) = S_0(1/2\Delta) = -S(-1/2) = -(-1/2)(-1/2 + 1)^2 = 1/8 \\ ??? \\ ??? \\ 1/2 \\ 0 \\ ??? \\ 0 \\ 0 \end{bmatrix}$$

(b) Find the functions S'_0, H'_0, S'_1, H'_1 in the interval $[0, 1]$. From figure 1(b) notice that interval from $[0, 1]$ is repeated in the interval $[1, 2]$, but with $H_0 \rightarrow H_1, H_1 \rightarrow H_2, S_0 \rightarrow S_1, S_1 \rightarrow S_2$. Therefore all of the terms in K can be constructed from just the overlaps in the interval $[0, 1]$. Fill in the missing function in this vector:

$$\phi_{loc} = \begin{bmatrix} S'_0(x) \\ H'_0(x) \\ S'_1(x) \\ H'_1(x) \end{bmatrix} = \begin{bmatrix} 3x^2 - 4x + 1 \\ 6x(x - 1) \\ x(3x - 2) \\ ??? \end{bmatrix}$$

(c) Evaluate [15] using the local ϕ_{loc} . There are 4 local function in each unit interval. Fill in the missing integrals in

$$\begin{aligned} K_{loc} &= \int_0^1 \phi_{loc} \phi_{loc}^T dx = \int_0^1 \begin{bmatrix} S'_0(x) \\ H'_0(x) \\ S'_1(x) \\ H'_1(x) \end{bmatrix} \begin{bmatrix} S'_0(x) & H'_0(x) & S'_1(x) & H'_1(x) \end{bmatrix} dx \\ &= \begin{bmatrix} \int_0^1 S'_0(x)S'_0(x) dx & \int_0^1 S'_0(x)H'_0(x) dx & ??? & ??? \\ \int_0^1 H'_0(x)S'_0(x) dx & \int_0^1 H'_0(x)H'_0(x) dx & ??? & ??? \\ ??? & ??? & ??? & ??? \\ ??? & ??? & ??? & ??? \end{bmatrix} \\ &= \frac{1}{30} \begin{bmatrix} 30 \int_0^1 (3x - 1)^2(x - 1)^2 dx = 4 & ??? & ??? & ??? \\ 30 \int_0^1 6x(3x - 1)(x - 1)^2 dx = 3 & ??? & ??? & ??? \\ -1 & 3 & ??? & ??? \\ -3 & -36 & -3 & ??? \end{bmatrix} \\ &= \frac{1}{30} \begin{bmatrix} 4 & ??? & ??? & ??? \\ 3 & ??? & ??? & ??? \\ -1 & 3 & ??? & ??? \\ -3 & -36 & -3 & ??? \end{bmatrix} \end{aligned}$$

FIGURE 2. Global K .

- (d) Use the following equation to build the global K from K_{loc} . The local matrix is shifted by 2 in each direction, then all of them are added for each unit in the grid.

$$K = \begin{bmatrix} k_{11} & k_{12} & k_{13} & k_{14} & 0 & 0 & 0 & \dots & 0 \\ k_{21} & k_{22} & k_{23} & k_{24} & 0 & 0 & 0 & \dots & 0 \\ k_{31} & k_{32} & k_{33} & k_{34} & 0 & 0 & 0 & \dots & 0 \\ k_{41} & k_{42} & k_{43} & k_{44} & 0 & 0 & 0 & \dots & 0 \\ 0 & 0 & 0 & 0 & 0 & 0 & 0 & \dots & 0 \\ 0 & 0 & 0 & 0 & 0 & 0 & 0 & \dots & 0 \\ 0 & 0 & 0 & 0 & 0 & 0 & 0 & \dots & 0 \\ \vdots & \vdots & \vdots & \vdots & \vdots & \vdots & \vdots & \ddots & \vdots \\ 0 & 0 & 0 & 0 & 0 & 0 & 0 & \dots & 0 \end{bmatrix} + \begin{bmatrix} 0 & 0 & 0 & 0 & 0 & 0 & 0 & \dots & 0 \\ 0 & 0 & 0 & 0 & 0 & 0 & 0 & \dots & 0 \\ 0 & 0 & k_{11} & k_{12} & k_{13} & k_{14} & 0 & \dots & 0 \\ 0 & 0 & k_{21} & k_{22} & k_{23} & k_{24} & 0 & \dots & 0 \\ 0 & 0 & k_{31} & k_{32} & k_{33} & k_{34} & 0 & \dots & 0 \\ 0 & 0 & k_{41} & k_{42} & k_{43} & k_{44} & 0 & \dots & 0 \\ 0 & 0 & 0 & 0 & 0 & 0 & 0 & \dots & 0 \\ \vdots & \vdots & \vdots & \vdots & \vdots & \vdots & \vdots & \ddots & \vdots \\ 0 & 0 & 0 & 0 & 0 & 0 & 0 & \dots & 0 \end{bmatrix} + \dots$$

$$+ \begin{bmatrix} 0 & \dots & 0 & 0 & 0 & 0 & 0 & 0 & 0 \\ 0 & \dots & 0 & 0 & 0 & 0 & 0 & 0 & 0 \\ \vdots & \ddots & \vdots & \vdots & \vdots & \vdots & \vdots & \vdots & \vdots \\ 0 & \dots & 0 & 0 & 0 & 0 & 0 & 0 & 0 \\ 0 & \dots & 0 & 0 & 0 & 0 & 0 & 0 & 0 \\ 0 & \dots & 0 & 0 & 0 & k_{11} & k_{12} & k_{13} & k_{14} \\ 0 & \dots & 0 & 0 & 0 & k_{21} & k_{22} & k_{23} & k_{24} \\ 0 & \dots & 0 & 0 & 0 & k_{31} & k_{32} & k_{33} & k_{34} \\ 0 & \dots & 0 & 0 & 0 & k_{41} & k_{42} & k_{43} & k_{44} \end{bmatrix}$$

The properly assembled K is shown in figure 2(a). The figure was made using the following MATLAB command:

```
imagesc(K); axis('image'); colormap(jet(256));
```

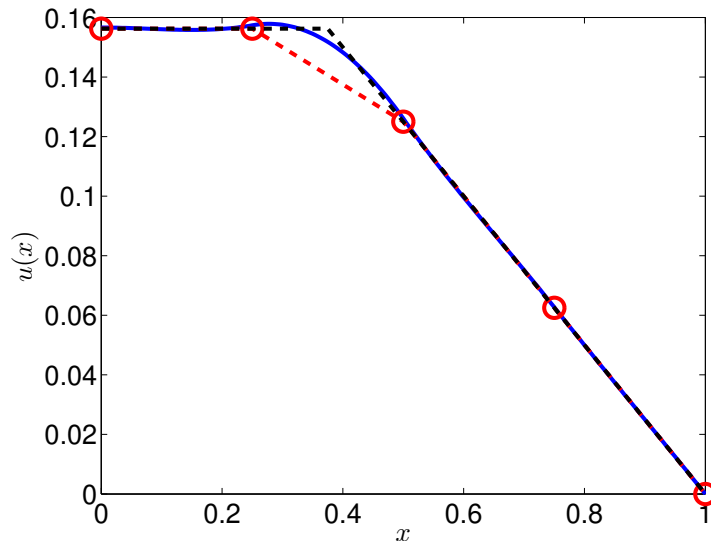


FIGURE 3. Comparison of FEM, finite differences, and exact result.

- (e) Apply the boundary conditions. Eliminate any S_n or H_n that are determined by the boundary conditions and trim the global K . The final K is shown in figure 2(b).
- (7) Use the K and f defined above to solve for u and report the values.
- (8) Use the following MATLAB script (`FEM000.m`) to plot the results:

```

1 N=5;      % Number of nodes
2 a=3/8;    % Location of forcing delta function
3
4 dx=1/(N-1); % grid spacing \Delta
5 K=???; % fill in the values for K
6 f=???; % fill in the values for f
7
8 u=???; % solve for u. note: include any boundary values as well.
9
10 u2=???; % solve the same problem using finite differences e.g., free-fixed (T)
11
12 x=0:dx/50:1; % locations to find U(x)
13
14 U=evalFEM(x,u,dx); % calculate U(x) from x, u, and, dx
15
16 ue=((1-x).*(x>a)+(1-a).*(x<=a))/4; % exact solution
17
18 % plot results
19 h=plot(x,U,(0:N-1)*dx,u2,'ro--',x,ue,'k--');
20
21 % make it pretty
22 set(h,'linewidth',3,'markersize',15);
23 set(gca,'fontsize',20);
24 xlabel('$x$', 'interp', 'latex');
25 ylabel('$u(x)$', 'interp', 'latex');

```

In the script you will need to provide K and f , and code to calculate the resulting coefficients u . The MATLAB function `evalFEM()` used to evaluate equation [12] is here `evalFEM.m` and listed below. It uses absolute values to express [10] and [11] more compactly in local coordinates $\nu = x/\Delta$:

$$S_0(\nu) = \begin{cases} \nu(|\nu| - 1)^2 & |\nu| < 1 \\ 0 & \text{else} \end{cases}$$

$$H_0(\nu) = \begin{cases} (2|\nu| + 1)(|\nu| - 1)^2 & |\nu| < 1 \\ 0 & \text{else} \end{cases}$$

You will need to supply code to calculate the same solution using 5-point finite differences. The exact solution:

$$u_e(x) = \begin{cases} (1-x)/4 & a \geq x \geq 1 \\ (1-a)/4 & 0 \geq x \geq a \end{cases}$$

Use the code above or your own code to plot the FEM, FD, and exact solution.

```

1 function [U,S,H]=evalFEM(x,u,dx,H,S)
2 % evalFEM <Find value of C1 cubic FEM>
3 % Usage:: [U,S,H]=evalFEM(x,u,dx[1],...
4 %   H[@(x) (2*abs(x)+1).*(abs(x)-1).^2.*(abs(x)<1)],...
5 %   S[@(x) x.*(abs(x)-1).^2.*(abs(x)<1)])
6 %
7
8 % revision history:
9 % 12/10/2023 Mark D. Shattuck <mds> evalFEM.m
10
11 %% Parse Input
12 if(~exist('dx','var') || isempty(dx))
13     dx=1;
14 end
15
16 if(~exist('H','var') || isempty(H))
17     H=@(x) (2*abs(x)+1).*(abs(x)-1).^2.*(abs(x)<1);
18 end
19
20 if(~exist('S','var') || isempty(S))
21     S=@(x) x.*(abs(x)-1).^2.*(abs(x)<1);
22 end
23
24 %% Main
25 N=length(u)/2;
26 U=0;
27 for n=0:N-1;
28     U=U+u(2*n+1)*S(x/dx-n)+u(2*n+2)*H(x/dx-n);
29 end;

```

Question 2. *Partial Differential Equation PDE:* A PDE is a differential equation which depends on derivatives of more than one variable. In this problem, we will solve a modified 2D Cahn–Hilliard equation on periodic boundary conditions:

$$\frac{\partial c}{\partial t} = \nabla^2 \mu \quad [1]$$

$$\mu = W(c) - \gamma \nabla^2 c \quad [2]$$

$$W(c) = (c - 1)c(c - 1/2) \quad [3]$$

$$\nabla^2 = \frac{\partial^2}{\partial x^2} + \frac{\partial^2}{\partial y^2} \quad [4]$$

and $c = c(x, y, t)$ is a function of space and time. This equation determines the concentration $c(x, y, t)$ of one fluid mixed with another immiscible fluid, like oil and water. A concentration of 1 at position (x, y) and time t means all of one fluid. The concentration of the second fluid is $1 - c(x, y, t)$. If the fluids start mixed, they will demix over time.

- (1) Convert the equations to 1 dimension, by eliminating y . To get an equation of the form:

$$\frac{\partial c(x, t)}{\partial t} = A(c(x, t)).$$

The function A will depend on c and its x-derivatives.

- (2) Create a MATLAB script (outlined below) to begin solving these equation. You will need the constant `gam=3e-5`, the grid size `Nx=128`, a domain of size `Lx=1;`, and a time step of `dt=1e-6`. From these calculate the grid spacing `dx=???`.
- (3) We will use first-order forward Euler integration to solve the equation in time. Discretize the equation in time and write the first order approximation for

$$\frac{\partial c(x, t)}{\partial t} \approx \frac{c_{n+1}(x) - c_n(x)}{\Delta t} = A(c_n(x)),$$

and solve for $c_{n+1}(x)$. This represents our update rule. What is $c_n(x)$ in terms of $c(x, t)$?

- (4) To update $c_n(x)$ we need an initial condition. Add a variable `c` to your code to represent $c_n(x)$ and set the initial condition to get a random 0 or 1 at each location. A good way to get random 1's and 0's is with `rand(3, 1) > 1/2`. This will give a 3×1 column vector of random 1's and 0's. `c` should be a column vector of size `[Nx, 1]`.
- (5) To evaluate $A(c(x))$ second derivatives are needed. If we use a discrete representation of $c_k = c(k\Delta x)$, the second derivative is:

$$c''(k\Delta x) \approx \frac{c_{k-1} - 2c_k + c_{k+1}}{(\Delta x)^2}$$

With periodic boundary conditions the matrix version is `Dxx*c`, where

$$Dxx = \text{toeplitz}([-2 \ 1 \ 0 \ ??? \ 0 \ 1]) / dx / dx;$$

Add this to your code and replace the `0 ??? 0` so that `Dxx*c` works for any size `Nx` vector `c`.

- (6) Test `Dxx` on `sin(2*pi*x)`, where `x` is size `[Nx, 1]` and goes from 0 to $1 - 1/Nx$. When it is working `Dxx*sin(2*pi*x)` should be approximately $-(2\pi)^2 \sin(2\pi x)$, since $(\sin(ax))'' = -a^2 \sin(x)$.
- (7) Putting it all together. Add a loop to your code that will use the update rule above to move forward by steps of `dt`. The code will calculate $A(c)$ then update c then repeat. Add an integration total time `TT=.05;` to your code. Calculate the integer number of time steps `Nt` needed to reach `TT`

i.e., $N_t \cdot dt$ is approximately TT . Here is my version with some blanks. It includes code to plot the solution, comments, and code to save the result which you should add to your code.

```

1 %% 1D Cahn-Hilliard Simulator
2 % <CH1d.m> Mark D. Shattuck 12/10/2023
3
4 % revision history:
5 % 12/10/2023 Mark D. Shattuck <mds> CH1d.m
6 %
7 % 12/10/2023 mds set up for PHYS 339 final
8 %
9 %% Experimental Parameters
10 gam=.00003; % control parameter
11
12 Nx=128; % Number of grid points on
13 Lx=1; % Size of container
14
15 TT=.05; % Total simulation time
16
17 %% Simulation parameters
18 dt=1e-6;
19
20 %% Calculated parameters
21 Nt=???; % number of Time steps
22 dx=???; % grid spacing
23 x=(0:Nx-1)'+dx; % x-grid for plotting and testing
24
25 % 2nd derivative of a column vector
26 Dxx=toeplitz([-2 1 ???? 1])/dx/dx;
27 Dxx=sparse(Dxx); % convert to sparse for speed
28
29 %% initial conditions
30 c=rand(Nx,1)>1/2; % random initial condition
31
32 %% Save State
33 cs=zeros(Nx,Nt); % save every time step
34
35 %% Main loop
36
37 for nt=1:Nt
38     mu=???; % mu is function of c, Dxx, and gam
39     dc=Dxx*mu; % from equation [1]
40     c=c+???; % update rule
41
42     % give feedback by plotting
43     if (rem(nt,fix(Nt/100))==0)
44         plot(x,c)
45         drawnow;
46         disp([nt/100 mean(c(:))]);
47     end
48
49     cs(:,nt)=c; % save results
50 end

```

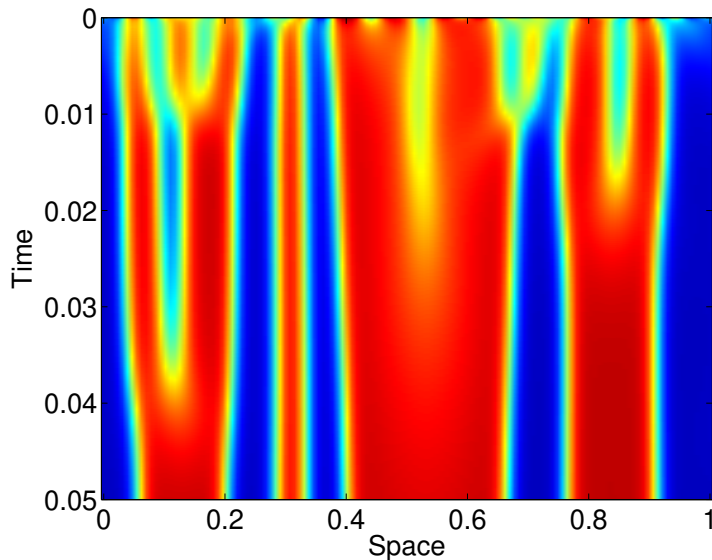


FIGURE 4. Space-time plot of 1D Cahn-Hillard equation.

When it is working use:

```
1 imagesc([0 Lx],[0 TT],cs');
2 xlabel('Space');
3 ylabel('Time');
4 colormap(jet(256));
```

to get a plot like figure 4. The red is one fluid and the blue is the second fluid. The red regions separate from the blue.

- (8) Copy your 1D code to a new script and convert to 2D. There is not a lot to change. The main issue is the derivatives in y . If you convert c from a $[N_x, 1]$ matrix to a $[N_x, N_y]$ matrix, then it turns out that multiplying $c \cdot D_{yy}$ from the right by the transpose will take the derivative in the other direction, where D_{yy} is defined in analogy to D_{xx} . Second derivatives are symmetric $D_{yy} = D_{yy}^T$ so the transpose is not needed. Here is my version with missing parts:

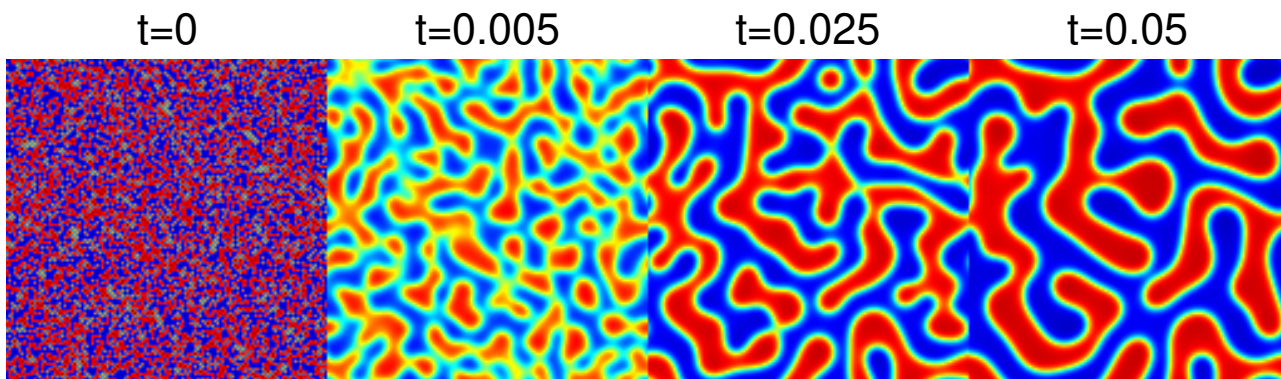


FIGURE 5. 2D evolution of Cahn-Hillard equation

```

1 %% 2D Cahn-Hilliard Simulator
2 % <CH1d.m> Mark D. Shattuck 12/10/2023
3
4 % revision history:
5 % 12/10/2023 Mark D. Shattuck <mds> CH1d.m
6 %
7 % 12/10/2023 mds set up for PHYS 339 final
8 % 12/14/2023 mds conver to 2D CH2d.m
9
10 %% Experimental Parameters
11 gam=.00003; % control parameter
12
13 Nx=128; % Number of grid points in x
14 Ny=128; % Number of grid points in y
15 Lx=1; % Size of container in x
16 Ly=1; % Size of container in y
17
18 TT=.05; % Total simulation time
19
20 %% Simulation parameters
21 dt=1e-6;
22
23 %% Calculated parameters
24 Nt=???; % number of Time steps
25 dx=???; % x-grid spacing
26 dy=???; % y-grid spacing
27
28 % 2nd derivative of a matrix
29 Dxx=toeplitz([-2 1 ??? 1]/dx/dx);
30 Dxx=sparse(Dxx); % convert to sparse for speed
31
32 Dyy=toeplitz([-2 1 ????? 1]/dy/dy);
33 Dyy=sparse(Dyy); % convert to sparse for speed
34
35 %% initial conditions
36 c=????; % random initial condition now (Nx,Ny)
37
38 %% Main loop
39 for nt=1:Nt
40     mu=????; % mu is function of c, Dxx, Dyy, and gam
41     dc=Dxx*mu+mu*Dyy; % from equation [1]
42     c=c+???; % update rule
43
44     % give feedback by plotting
45     if(rem(nt,fix(Nt/200))==0)
46         imagesc([0 Ly],[0 Lx],c); % now display current image
47         axis('image');
48         drawnow;
49         disp([nt/100 mean(c(:))]);
50     end
51 end

```

When it is working it will look like figure 5.

- (9) Try changing some things and see what happens. Some examples:
- (a) Make L_y and/or N_y bigger or smaller.
 - (b) Change the initial condition so that there are more or less 1's.
 - (c) Changing the $1/2$ in $W(c)$ is interesting, $1/4$ or $3/4$.
 - (d) What happens if Δt is too big? How big can it be? Is the maximum Δt effected by other parameters.
 - (e) What does g_{am} do?